

## CLARITY - CAPITAL GROUP NEW PERSPECTIVE FUND

### What is the purpose of this update?

This document tells you how the Clarity - Capital Group New Perspective Fund\* has performed and what fees were charged. The document will help you to compare the fund with other funds. Clarity Funds Management Limited prepared this update in accordance with the Financial Markets Conduct Act 2013. This information is not audited and may be updated.

\*Capital Group and Capital Group New Perspective are trademarks of The Capital Group Companies, Inc.

### Description of this fund


The Fund aims to achieve long-term growth of capital by investing in shares of companies located around the world.

The Fund is managed by Capital Group, and favours companies expected to benefit from structural trends in the global economy.

Total value of the fund	\$108,080,341
Date the fund started	25 October 2019

### What are the risks of investing?

Risk indicator for the Clarity - Capital Group New Perspective Fund<sup>1</sup>:



The risk indicator is rated from 1 (low) to 7 (high). The rating reflects how much the value of the fund's assets goes up and down. A higher risk generally means higher potential returns over time, but more ups and downs along the way.

To help you clarify your own attitude to risk, you can seek financial advice or work out your risk profile at [www.sorted.org.nz/tools/investor-kickstarter](http://www.sorted.org.nz/tools/investor-kickstarter).

Note that even the lowest category does not mean a risk-free investment, and there are other risks that are not captured by this rating.

This risk indicator is not a guarantee of a fund's future performance. The risk indicator is based on the returns data for the five year period to 30 September 2021. While risk indicators are usually relatively stable, they do shift from time to time. The risk indicator will continue to be updated in future fund updates.

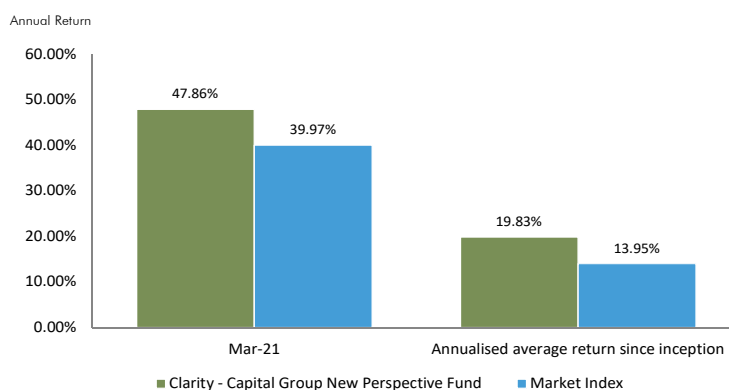
See the Product Disclosure Statement (PDS) for more information about the risks associated with investing in this fund.

### How has the fund performed?

	Past Year
Annual Fund Return (after deduction for fund charges and tax)	23.87%
Annual Fund Return (after deduction for fund charges but before tax)	25.14%
Market index annual return (reflects no deduction for charges and tax)	24.48%

The market index annual return reflects the return of MSCI All Country World Index (net dividends reinvested) in NZ dollars with 50% hedged to NZ dollars. Additional information about the market index is available on the offer register at [www.business.govt.nz/disclose](http://www.business.govt.nz/disclose).

### Annual return graph



This shows the return after fund charges and tax for each year ending 31 March since the fund started. The last bar shows the average annual return since the fund started, up to 30 September 2021. **Important:** This does not tell you how the fund will perform in the future. Returns in this update are after tax at the highest prescribed investor rate (PIR) of tax for an individual New Zealand resident. Your tax may be lower.

## What fees are investors charged?

Investors in the Clarity - Capital Group New Perspective Fund are charged fund charges. In the year to 31 March 2021 these were:

	% of Net Asset Value
<b>Total Fund Charges (incl GST)</b>	<b>1.31%</b>
Comprising management and administration charges which are made up of:	
Manager's basic fee	0.91%
Other management and administration charges	0.40%

There are no performance fees charged in relation to the Clarity - Capital Group New Perspective Fund. Investors may also be charged individual action fees for specific actions or decisions (for example, for withdrawing from or switching funds). See the PDS for more information about those fees.

## Example of how this applies to an investor

Small differences in fees and charges can have a big impact on your investment over the long term.

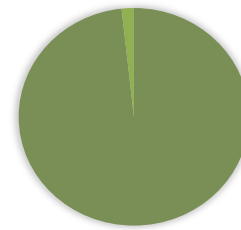
Chris had \$10,000 in the Clarity - Capital Group New Perspective Fund at the start of the year, and did not make any further contributions. At the end of the period ending 31 March 2021, Chris received a return after fund charges were deducted of \$2,514 (that is 25.14% of his initial \$10,000). Chris does not pay any other charges. This gives Chris a total return after tax of \$2,387 for the year.

## What does the fund invest in?

The chart (below) shows the types of assets that the Clarity - Capital Group New Perspective Fund invests in.

### Actual investment mix

Cash and cash equivalents, 1.70%



International equities, 98.30%

As at 30 September 2021, 98.30% of the Fund's underlying exposure is invested in international equities. Of this exposure, 51.40% is hedged to NZ dollars.

### Target investment mix

Asset sector	Target Asset Allocation %	Range %
Cash and cash equivalents	2	0 - 5
Australasian equities	0	0 - 20
International equities	98	80 - 100
Listed property	0	0 - 10
International fixed interest	0	0 - 15
Other assets	0	0 - 5
<b>Total asset allocation</b>	<b>100</b>	

## Top 10 investments

Asset name	Country	Type	Credit rating (if applicable)	% of fund net assets
Capital Group New Perspective Fund Class Ch-NZD	LU	International Equities		56.01%
Capital Group New Perspective Fund Class C NZD	LU	International Equities		42.28%
NZD Cash at Bank	NZ	Cash and Cash Equivalents		1.70%

The Fund currently only invests in the above assets, which make up 100% of the net asset value of the Fund.

## Key personnel

Name	Current position	Time in current position	Previous position	Time in previous position
Alan Lee	Director, JMI Wealth Limited and Clarity Funds Management Limited	16 years, 3 months	Director, Jarden Morgan Investment Services Limited	4 years, 0 months
Andrew Kelleher	Director, JMI Wealth Limited and Clarity Funds Management Limited	13 years, 5 months	Acting Managing Principal, ASB Securities Limited and Investment Consultant, ASB Limited	3 years, 5 months
Josh Wilson	Chief Investment Officer, Clarity Funds Management	2 years, 6 months	Portfolio Manager, NZ Funds	7 years, 10 months
Simon Reichenbach	Senior Investment Executive, JMI Wealth Limited	2 year, 0 months	Senior Research Analyst, Staples Rodway Asset Management	4 years, 11 months
Harry Cunninghame	Investment Analyst, Clarity Funds Management Limited	1 year, 7 months	Investment Performance and Risk Analyst, Milford Asset Management	1 years, 2 months

### Further information

You can also obtain this information, the PDS for the Clarity Funds, and some additional information from the offer register at [www.business.govt.nz/disclose](http://www.business.govt.nz/disclose).

### Notes

- As the Fund commenced operations on 25 October 2019, a combination of actual fund returns and market index returns were used to determine the risk indicator. Therefore, it may provide a less reliable indicator of potential future volatility. For the five-year period ending 30 September 2021, market index returns have been used to 24 October 2019 with actual fund returns used for the balance of the period