

Clarity - Capital Group New Perspective Fund

Objective

The Fund's investment objective is to achieve long-term growth of capital by investing in shares of companies located around the world.

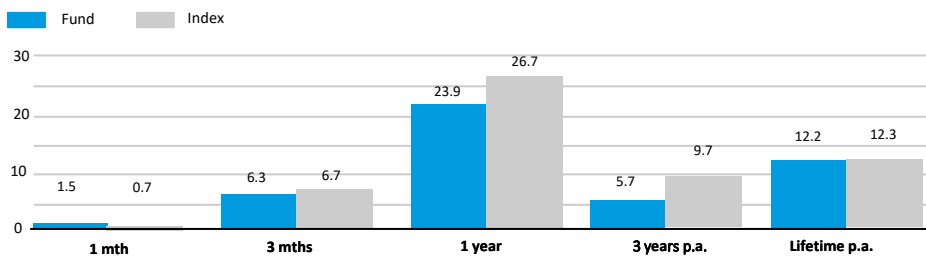
Strategy

Clarity uses Capital Group as the investment manager for this Fund. Capital Group conducts in-depth proprietary company research and favours companies expected to benefit from structural trends in the global economy.

The Capital Advantage

Capital Group is one of the oldest and largest asset management companies in the world. Since 1931, Capital Group has been singularly focused on delivering superior, consistent results for long-term investors using high-conviction portfolios, rigorous research and individual accountability.

Fund returns in NZD as at 31 December 2024, %

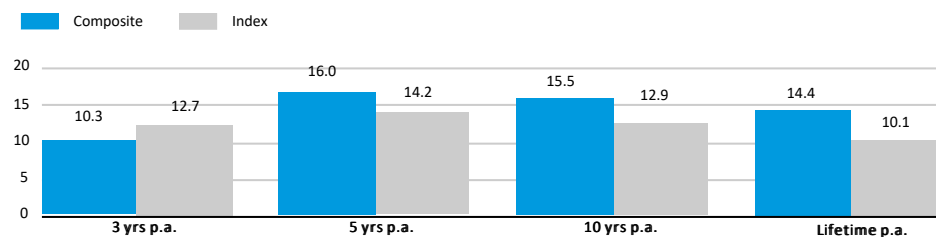


Fund returns are partially hedged and after fees of 1.15%.

Index is the MSCI All Country World Index (net dividends reinvested), measured in NZ dollars, with 50% hedged to the NZ dollar.

The Clarity - Capital Group New Perspective Fund commenced on 6 November 2019, but the Capital Group New Perspective strategy began in 1973. The graph below shows the performance of the Capital Group New Perspective composite (defined as a single group of discretionary portfolios that collectively represent a particular investment strategy or objective). This is intended to illustrate Capital Group's experience and capability in managing this strategy over the long term. The Clarity Fund has been a member of this composite since the beginning of November 2019.

Composite returns in NZD as at 31 December 2024, %



Composite returns are unhedged and after fees of 0.06% (using CGNPLU class C fee rates). Inception of the composite was 31 March 1973. Past results are not a guarantee of future results. Source: Capital Group

Index is the MSCI ACWI (net divs which is provided for indicative purposes only. Prior to 30 September 2011: MSCI World with net dividends reinvested. Source: MSCI

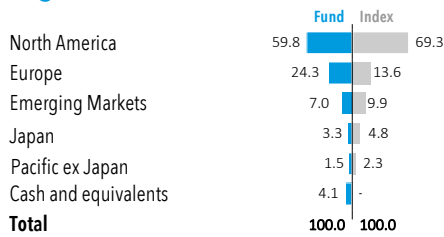
Fund essentials

Fund size	\$172.1 million
Inception date	6 November 2019

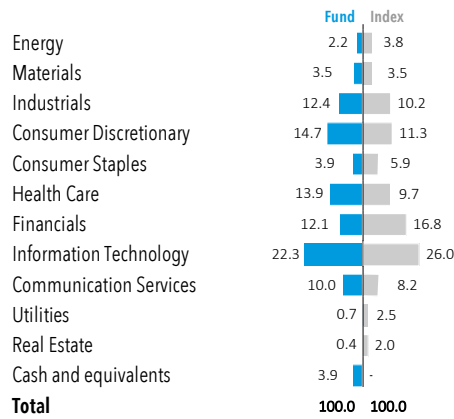
Reference information

Benchmark	MSCI All Country World Index (net dividends reinvested), measured in NZ dollars, with 50% hedged to the NZ dollar.
Base currency	NZD
Currency Hedging	Target 50% of foreign currency exposure hedged to the NZ dollar.
Distributions	None
Structure	Portfolio Investment Entity (PIE)

Region breakdown, %



Sector breakdown, %



Top 10 Holdings

Company	Sector	% Fund
Meta Platforms	Communication Services	3.8
Broadcom	Information Technology	3.5
Microsoft	Information Technology	3.4
TSMC	Information Technology	3.3
Tesla Inc	Consumer Discretionary	3.2
NVIDIA	Information Technology	2.4
Novo Nordisk	Health Care	2.0
Alphabet	Communication Services	1.9
Netflix	Communication Services	1.6
Amazon.com	Consumer Discretionary	1.5
Total		26.6

Data is likely to change over time and does not constitute a commitment from the management company.

Capital Group

Portfolio managers	Based in	Years at Capital
A.Razen	London	20
B.Enright	San Francisco	28
J.Jonsson	Los Angeles	34
N.Chen	San Francisco	26
R.Lovelace	Los Angeles	39
S.Watson	Hong Kong	35
B.Burtin	Los Angeles	16
P.Collette	Luxembourg	25
A.Peterson	San Francisco	20
K.Higashi	Los Angeles	21

Research portfolio

Research analysts conduct in depth, proprietary research on companies, they then make recommendations to portfolio managers and are also allocated part of the fund assets to manage.