

CLARITY TRANS-TASMAN VALUE FUND

What is the purpose of this update?

This document tells you how the Clarity Trans-Tasman Value Fund has performed and what fees were charged. The document will help you to compare the fund with other funds. Clarity Funds Management Limited prepared this update in accordance with the Financial Markets Conduct Act 2013. This information is not audited and may be updated.


Description of this fund

The Fund will provide actively managed exposure to New Zealand and Australian equities. The Fund aims to generate a better return than the benchmark over the medium to long term. It employs a value investing strategy, typically favouring companies which offer higher earnings yields. We intend for the Fund to make quarterly income distributions.

Total value of the fund	\$114,457,624
Date the fund started	2 November 2007

What are the risks of investing?

Risk indicator for the Clarity Trans-Tasman Value Fund:



The risk indicator is rated from 1 (low) to 7 (high). The rating reflects how much the value of the fund's assets goes up and down. A higher risk generally means higher potential returns over time, but more ups and downs along the way.

To help you clarify your own attitude to risk, you can seek financial advice or work out your risk profile at www.sorted.org.nz/tools/investor-kickstarter.

Note that even the lowest category does not mean a risk-free investment, and there are other risks that are not captured by this rating.

This risk indicator is not a guarantee of a fund's future performance. The risk indicator is based on the returns data for the five year period to 31 December 2023. While risk indicators are usually relatively stable, they do shift from time to time. The risk indicator will continue to be updated in future fund updates.

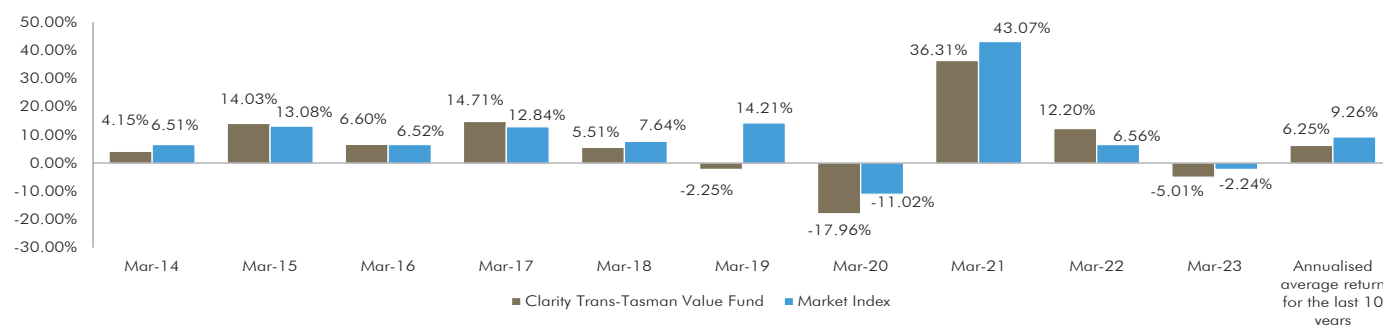
See the Product Disclosure Statement (PDS) for more information about the risks associated with investing in this fund.

How has the fund performed?

	Avg. over past 5 Years	Past Year
Annual Fund Return (after deduction for fund charges and tax)	5.98%	3.95%
Annual Fund Return (after deduction for fund charges but before tax)	7.01%	5.12%
Market index annual return (reflects no deduction for charges and tax)	8.97%	7.86%

We calculate the market index annual return from 25 October 2019 by using 50% of the S&P/NZX 50 Portfolio Index Gross with Imputation and 50% of the S&P/ASX 200 Accumulation Index in NZ dollars. Between 1 April 2013 and 24 October 2019 the market index used was 50% of the NZX50 Portfolio Index and 50% of the ASX200 Accumulation Index in New Zealand dollars. Between 1 November 2007 and 31 March 2013 the market index used was 50% NZSE50 Portfolio Index and 50% ASX 200 Index in New Zealand dollars. Additional information about the market index is available on the offer register at www.business.govt.nz/disclose.

Annual return graph



This shows the return after fund charges and tax for each of the last 10 years ending 31 March. The last bar shows the average annual return for the last 10 completed years, up to 31 December 2023. **Important:** This does not tell you how the fund will perform in the future. Returns in this update are after tax at the highest prescribed investor rate (PIR) of tax for an individual New Zealand resident. Your tax may be lower.

What fees are investors charged?

Investors in the Clarity Trans-Tasman Value Fund are charged fund charges. In the year to 31 March 2023 these were:

	% of Net Asset Value
Total Fund Charges (incl GST)	1.06%
Comprising management and administration charges which are made up of:	
Manager's basic fee	0.66%
Other management and administration charges	0.40%

There are no performance fees charged in relation to the Clarity Trans-Tasman Value Fund. Investors are not charged individual action fees for specific actions or decisions (for example, for withdrawing from or switching funds). See the PDS for more information about those fees.

Example of how this applies to an investor

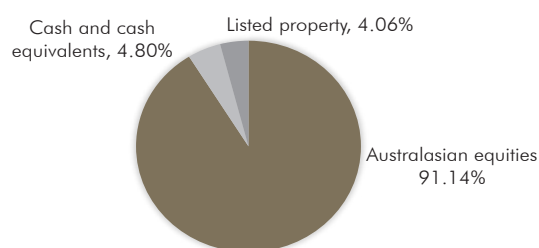
Small differences in fees and charges can have a big impact on your investment over the long term.

Chris had \$10,000 in the Clarity Trans-Tasman Value Fund at the start of the year and did not make any further contributions. At the end of the year, Chris received a return after fund charges were deducted of \$512 (that is 5.12% of his initial \$10,000). Chris does not pay any other charges. This gives Chris a total return after tax of \$395 for the year.

What does the fund invest in?

The chart (below) shows the types of assets that the Clarity Trans-Tasman Value Fund invests in.

Actual investment mix



As at 31 December 2023, 50.44% of the Fund's assets were denominated in foreign currency and none of this foreign currency exposure was hedged.

Target investment mix

Asset sector	Target Asset Allocation %	Range %
Cash and cash equivalents	5	0 - 40
Australasian equities	95	40 - 100
International equities	0	0 - 5
Listed property	0	0 - 10
Other assets	0	0 - 10
Total asset allocation	100	

Top 10 investments

Asset name	Country	Type	Credit rating (if applicable)	% of fund net assets
BHP Group Ltd	AU	Australasian Equities		5.39%
CSL Limited	AU	Australasian Equities		4.55%
Spark New Zealand Ltd	NZ	Australasian Equities		4.46%
Aust and NZ Banking Group	AU	Australasian Equities		4.22%
National Australia Bank Ltd	AU	Australasian Equities		4.17%
Contact Energy Ltd	NZ	Australasian Equities		4.10%
Sky Network Television Ltd	NZ	Australasian Equities		3.31%
AUD Cash at Bank	AU	Cash and Cash Equivalents		3.05%
Channel Infrastructure NZ Limited	NZ	Australasian Equities		2.83%
Tower Ltd	NZ	Australasian Equities		2.74%

The top 10 investments make up 38.82% of the net asset value of the Fund.

Key personnel

Name	Current position	Time in current position	Previous position	Time in previous position
Alan Lee	Director, JMI Wealth Limited and Clarity Funds Management Limited	18 years, 6 months	Director, Jarden Morgan Investment Services Limited	4 years, 0 months
Andrew Kelleher	Director, JMI Wealth Limited and Clarity Funds Management Limited	15 years, 8 months	Acting Managing Principal, ASB Securities Limited and Investment Consultant, ASB Limited	3 years, 5 months
Josh Wilson	Chief Investment Officer, Clarity Funds Management	4 years, 9 months	Portfolio Manager, NZ Funds	7 years, 10 months
Louis Loader	Investment Analyst, Clarity Funds Management Limited	0 years, 3 months	Investment Analyst, NZ Funds	2 years, 3 months

Further information

You can also obtain this information, the PDS for the Clarity Funds, and some additional information from the offer register at www.business.govt.nz/disclose.